



lumini Solucoes em Iluminacao LTDA
www.lumini.com.br
Email: laboratorio@lumini.com.br
Tel: +55 11 3437-5555 Fax: +55 11 3437-5555
Address: Rua Ferreira Viana, 716 - Socorro - São Paulo/SP

lumini

LumCAT:

Luminaire: focal p fc

LampCAT: modulo 30W 30K irc90

Ballast type: LED driver 700mA

Report No:

Voltage(V): 125.8000

Test No:

Current(A): 0.2180

Number of Lamps: 1

Power (W): 27.4240

Lamp flux(lm): 2860.0

PF: 0.9952

Length(mm): 94

Width(mm): 94

Phm Type: C

Height(mm): 0

Photometric Results

Lumens(lm): 1982.45, Efficiency(%): 69.32% , Luminous Efficacy(lm/W): 72.29

Central intensity(cd): 11927.280, Maximum intensity(cd): 11927.280

Angle of maximum intensity: C=0.0 γ =0.0

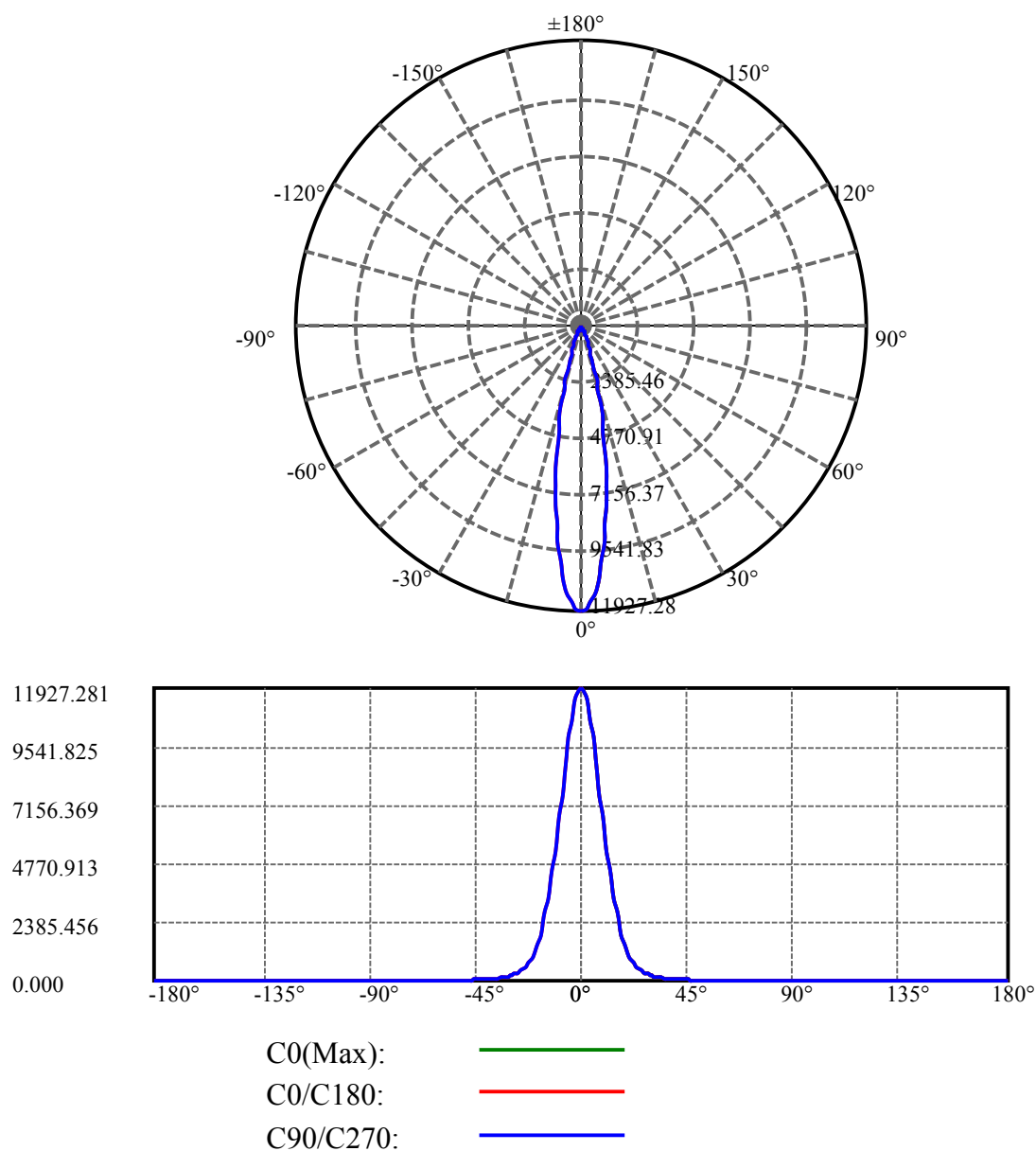
Beam angle of C0 plane : 20.13

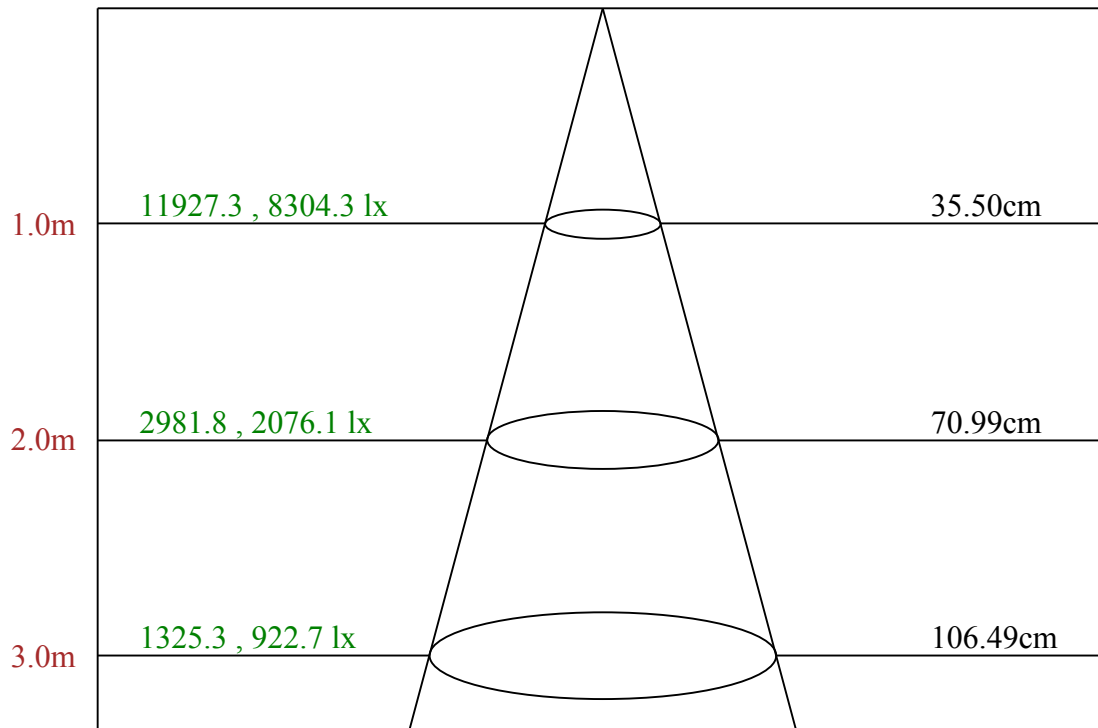
Average BeamAngle(IEC 61341): 20.13

Equipment: equipamento lumini
Temperature(°C): 23.5

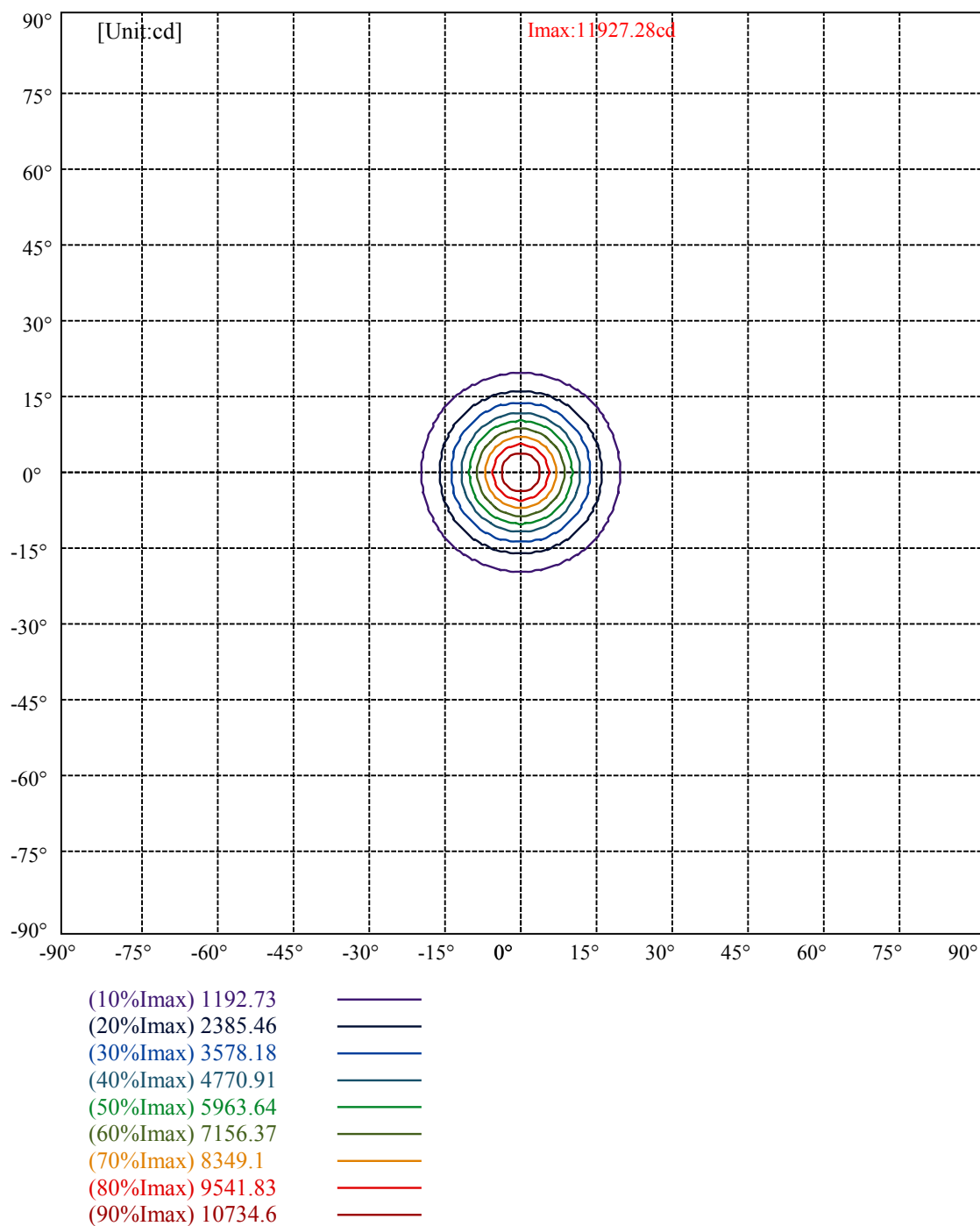
Date: 22/11/2024
Humidity(%): 79.0%

Operator: 01
Distance(m): 6.90





Max , Ave Beam angle of C0 plane 20.13



lumini

Luminance Limiting Curve(no luminous side)

Appendix Page: 5 Total:6

Luminance Table

γ	45	50	55	60	65	70	75	80	85
C0	6503	2767	1791	1738	1788	2127	2743	4030	7944
C45	6503	2767	1791	1738	1788	2127	2743	4030	7944
C90	6503	2767	1791	1738	1788	2127	2743	4030	7944

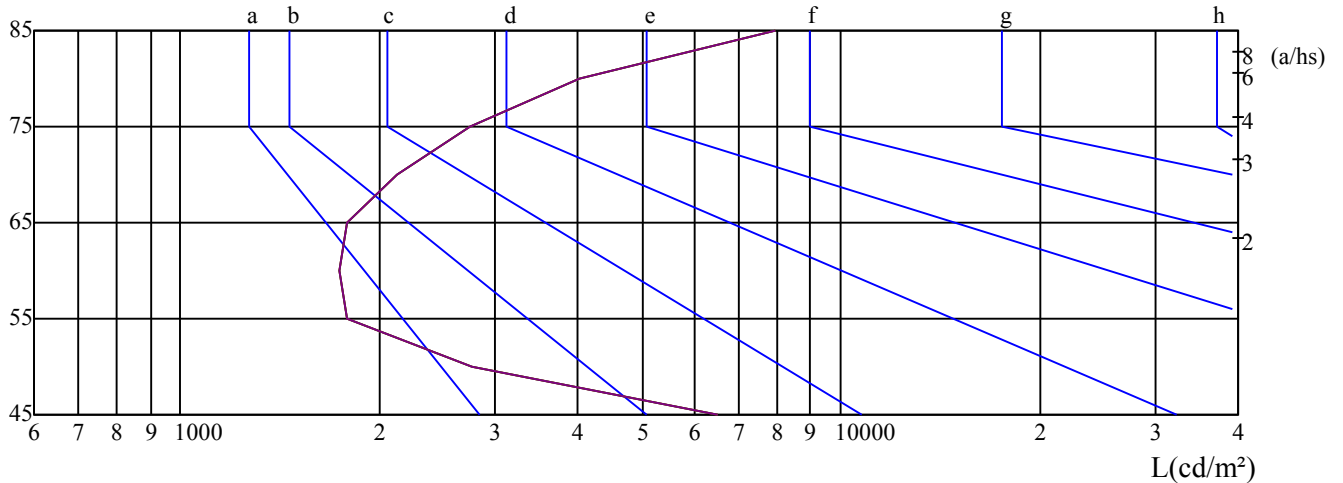
L(Hor)(65)	L(Ver)(65)	L45(65)	L(Hor)(75)	L(Ver)(75)	L45(75)	L(Hor)(85)	L(Ver)(85)	L45(85)
1788	1788	1788	2743	2743	2743	7944	7944	7944

Glare Table

Glare	Quality	Service Values Illuminance(lx)							
1.15	A	2000	1000	500	≤ 300				
1.5	B		2000	1000	500	≤ 300			
1.85	C			2000	1000	500	≤ 300		
2.2	D				2000	1000	500	≤ 300	
2.55	E					2000	1000	500	≤ 300
		a	b	c	d	e	f	g	h

Luminance Limiting Curve

$\gamma(^{\circ})$



C0 ———

C45 ———

C90 ———

Equipment: equipamento lumini
Temperature($^{\circ}$ C): 23.5

Date: 22/11/2024
Humidity(%): 79.0%

Operator: 01
Distance(m): 6.90

Illumination assessment according UGR											
Rf of Ceiling		70	70	50	50	30	70	70	50	50	30
Rf of Wall		50	30	50	30	30	50	30	50	30	30
Rf of Floor		20	20	20	20	20	20	20	20	20	20
Room dimensions		Viewed crosswise					Viewed endwise				
X	Y										
2H	2H	9.47	10.37	9.87	10.73	11.10	9.09	9.99	9.49	10.35	10.72
	3H	9.73	10.54	10.16	10.92	11.32	9.39	10.19	9.81	10.57	10.97
	4H	10.08	10.83	10.52	11.22	11.64	9.76	10.51	10.20	10.90	11.32
	6H	10.76	11.43	11.21	11.85	12.30	10.47	11.15	10.93	11.57	12.02
	8H	11.25	11.89	11.71	12.32	12.78	10.97	11.62	11.43	12.05	12.51
	12H	11.94	12.55	12.40	12.99	13.46	11.68	12.29	12.14	12.73	13.20
4H	2H	9.31	10.05	9.75	10.45	10.87	8.95	9.69	9.39	10.09	10.51
	3H	9.75	10.38	10.22	10.81	11.28	9.44	10.07	9.91	10.50	10.97
	4H	10.36	10.90	10.84	11.36	11.86	10.09	10.62	10.56	11.09	11.59
	6H	11.32	11.79	11.83	12.29	12.79	11.08	11.55	11.59	12.05	12.55
	8H	12.04	12.48	12.56	12.98	13.50	11.81	12.25	12.33	12.75	13.27
	12H	13.00	13.40	13.52	13.89	14.46	12.78	13.18	13.31	13.68	14.24
8H	4H	10.55	10.99	11.08	11.49	12.01	10.31	10.75	10.83	11.24	11.77
	6H	11.82	12.17	12.36	12.69	13.25	11.61	11.97	12.16	12.49	13.05
	8H	12.81	13.11	13.38	13.67	14.21	12.62	12.92	13.19	13.48	14.02
	12H	14.05	14.28	14.63	14.83	15.40	13.87	14.10	14.45	14.65	15.22
12H	4H	10.62	11.03	11.15	11.52	12.09	10.39	10.80	10.92	11.29	11.86
	6H	12.04	12.34	12.61	12.90	13.45	11.86	12.16	12.43	12.72	13.26
	8H	13.12	13.35	13.70	13.90	14.47	12.95	13.17	13.53	13.73	14.30
Variation with the observer position at spacings:											
S = 1.0H		2.5/-2.6					2.5/-2.6				
S = 1.5H		3.3/-2.1					3.3/-2.1				
S = 2.0H		3.9/-1.7					3.9/-1.7				
Standard tables:		BKBF					BKBF				
Uncorrected UGR		-3.4					-3.4				

依据CIE Publ. 117 计算 UGR, S/H = 0.25